

Indexed by

Scopus®

## NUMERICAL MODELING OF SCALE EFFECTS FOR CIRCULAR CYLINDER IN THE THEORY OF THERMOELASTIC MATERIALS WITH VOIDS

DOAJ  
DIRECTORY OF  
OPEN ACCESS  
JOURNALSCrossref**Yulong Li**

Northwestern Polytechnical  
University (NPU), School of  
Civil Aviation,  
Xi'an Shaanxi,  
Republic of China

**Alexander V. Volkov**

Institute of Applied  
Mechanics of Russian  
Academy of Sciences,  
Laboratory of Non-Classical  
Models of Composites  
Materials and Structures,  
Moscow, Russian Federation

**Lev N. Rabinskiy**

Moscow Aviation Institute  
(National Research University),  
Institute of General  
Engineering Education,  
Moscow, Russian Federation

ROAD  
DIRECTORY OF OPEN ACCESS  
RESEARCH RESOURCESKoBSON**Aleksandr O. Shemiakov**

Moscow Aviation Institute  
(National Research University),  
Moscow, Russian Federation

SCINDEKS  
Srpski citatni indeksGoogle  
Scholar

**Key words:** mindlin continuum, elasticity, Saint-Venant problem, kinematical variable, displacement boundary

doi:10.5937/jaes0-28042

**Cite article:**

Li, Y., Volkov, V. A., Rabinskiy, N. L., & Shemiakov, O. A. [2020]. Numerical modeling of scale effects for circular cylinder in the theory of thermoelastic materials with voids. *Journal of Applied Engineering Science*, 18(4), 671 - 675.

**Online access of full paper is available at:** [www.engineeringscience.rs/browse-issues](http://www.engineeringscience.rs/browse-issues)

# NUMERICAL MODELING OF SCALE EFFECTS FOR CIRCULAR CYLINDER IN THE THEORY OF THERMOELASTIC MATERIALS WITH VOIDS

Yulong Li<sup>1\*</sup>, Alexander V. Volkov<sup>2</sup>, Lev N. Rabinskiy<sup>3</sup>, Aleksandr O. Shemiakov<sup>4</sup>

<sup>1</sup>Northwestern Polytechnical University (NPU), School of Civil Aviation, Xi'an Shaanxi, Republic of China

<sup>2</sup>Institute of Applied Mechanics of Russian Academy of Sciences, Laboratory of Non-Classical Models of Composites Materials and Structures, Moscow, Russian Federation

<sup>3</sup>Moscow Aviation Institute (National Research University), Institute of General Engineering Education, Moscow, Russian Federation

<sup>4</sup>Moscow Aviation Institute (National Research University), Moscow, Russian Federation

This article is relevant, as changes during the external loading may affect the stress state of the materials. The aim of this paper is to consider the numerical modeling of heating for circular cylinders in the frame of the theory of elastic materials with voids. A numerical solution is build using COMSOL Multiphysics software, where the implementation of the considered theory is realized based on the direct equation-definition approach. Constitutive relations were written in General form partial differential equation module. A matrix form of the equations for the two-dimensional case was used. Scale effects arising in considered problems are discussed. The classical solution is the particular case of the considered theory, when the coupling number tends to asero, i.e. when the micro-dilatation effects are small and do not affect the material's stress state. The limiting case in the case of the small value of the coupling number is the classical thermoelasticity solution.

Key words: Mindlin continuum, elasticity, Saint-Venant problem, kinematical variable, displacement boundary

## INTRODUCTION

Elasticity with voids theory was presented in [1]. Linear approximation of this theory was presented in [2]. In the same paper, a solution was given to the problem of the pure beam bending. Independently, the same model was proposed in the paper [3]. It can be considered as a simplified model of the Mindlin continuum [4]. Only free deformations of volume (free dilatation) are allowed. The problem for the plate with a hole was solved in the paper [5]. The problem for the pressure vessel was solved in [6]. In paper [7] it was shown that within the framework of the elasticity with voids theory, there is no polynomial solution similar to the classical solution of the Saint-Venant problem.

Analytical and numerical solutions for various problems of beam bending were discussed in detail in [8]. It is shown in [8] that the stiffness of the beam with micro-dilatation in any bending tests should always be higher in comparison with the stiffness of such a beam in simple tension. In [9] example of metamaterial with behavior consistent with elasticity with voids, the theory is shown. Numerical simulation in COMSOL was recently implemented in the article [10]. In [11] formulation for thermoelasticity with voids was given.

Possible applications of the linear micro-dilatation elasticity are related to the description of the porous media, in which the volume fraction of pores changes during the external loading. These changes are not significant in

absolute values may affect the stress state of the materials. Moreover, the extended variant of the micro-dilatation elasticity with irreversible changes of the pores volume fraction can be applied for the analysis of damage (voids) accumulation in materials. Presented in this paper numerical solution for the pressurized thick-walled cylinder can be used for the validation of the micro-dilatation effects been identified in the experimental test with micro-tubes made of porous materials, such as ceramics or some type of polymers. It is also possible to apply the micro-dilatation elasticity for the description of some type of lattice auxetic metamaterials.

## MATERIALS AND METHODS

In elasticity with voids theory, there is an additional kinematical variable  $\phi$ . The main relations of this theory were introduced in [2]. We write:  $\Omega_v$  – void volume in current configuration,  $\Omega_t$  – full-body volume,  $\Omega_{vr}$  – void volume in reference configuration (Eqs. 1-2):

$$P = \frac{\Omega_v}{\Omega_t} \quad (1)$$

$$P_R = \frac{\Omega_{vr}}{\Omega_t} \quad (2)$$

We obtain (Eq. 3):

$$\phi = -(P - P_R) \quad (3)$$

The strain-displacement equations are the same as in the classical elasticity theory.  $u_j$  is a displacement vector,

$\varepsilon_{ij}$  is a strain tensor (Eq. 4):

$$\varepsilon_{ij} = \frac{1}{2} (u_{i,j} + u_{j,i}) \quad (4)$$

Equilibrium equations (when there are no body forces) (Eq. 5):

$$\sigma_{ij,j} = 0 \quad (5)$$

To balance the microvolume of the material, the equilibrium equations for nonclassical stresses are added (Eq. 6):

$$h_{i,i} + g = 0 \quad (6)$$

here  $h_i$  is the equilibrated stress vector,  $g$  is an intrinsic equilibrated body force [12].

The constitutive relations of the thermoelasticity with voids theory are (Eqs. 7-9):

$$\sigma_{ij} = \lambda \theta + 2\mu \varepsilon_{ij} + \beta \varphi \delta_{ij} - 3K a_T \Delta T \quad (7)$$

$$h_i = \alpha \varphi_{,i} \quad (8)$$

$$g = -\xi \varphi - \beta (\theta - a_T \Delta T) \quad (9)$$

here  $\sigma_{ij}$  – stress tensor,  $\theta = \varepsilon_{kk}$ ,  $\delta_{ij}$  – dilatation,  $\lambda, \mu$  – Lamé parameters,  $\beta, \xi, \alpha$  – additional material constants,  $a_T$  – coefficient of linear expansion (Eq. 10):

$$K = \lambda + 2\mu/3 \quad (10)$$

Physical meaning of these constants was discussed in detail in [13] and [14-16]. It is convenient to introduce coupling number (Eq. 11) [17]:

$$N = \beta^2 / (K\xi), N \in [0,1] \quad (11)$$

It was firstly introduced in [18] but in the other form (Eq. 12):

$$N = \beta^2 / ((\lambda + 2\mu)\xi) \quad (12)$$

COMSOL Multiphysics is used for numerical modelling. Constitutive relations are written in General form partial differential equation (PDE) module. The boundary value problem for the General form PDE module is written in divergent form. With boundary equations on  $\Omega$  we get (Eq. 13):

$$\nabla \Gamma = p \text{ in } \Omega - n \cdot \Gamma = P \text{ on } \partial\Omega_p, u = u^0 \text{ on } \partial\Omega_u \quad (13)$$

here  $\Delta$  – Nabla operator,  $\Gamma$  – flow tensor (Cauchy stress tensor in classical elasticity),  $p$  is a bulk force vector,  $n$  is an outer normal vector on the part of the boundary for the region  $\partial\Omega_p$ ,  $P$  is a vector of surface sources on the part of the boundary  $\partial\Omega_p$ ,  $u$  is a kinematical variables vector,  $u^0$  pre-defined values of kinematic variables on the boundary  $\partial\Omega_u$ .

COMSOL automatically converts the system of equations (13) in the weak formulation and solves it using the finite element method. It is convenient to use the matrix form of the equations for the two-dimensional case (Eqs. 14-17):

$$u = \begin{pmatrix} u_1 \\ u_2 \\ \varphi \end{pmatrix} \quad (14)$$

$$\Gamma = \begin{pmatrix} \sigma_{11} & \sigma_{12} \\ \sigma_{12} & \sigma_{22} \\ h_1 & h_2 \end{pmatrix} \quad (15)$$

$$p = \begin{pmatrix} 0 \\ 0 \\ -g \end{pmatrix} \quad (16)$$

$$P = \begin{pmatrix} -P_1 \\ -P_2 \\ 0 \end{pmatrix} \quad (17)$$

In Figure 1 the geometry of the problem is shown. A disk with a hole is considered. Outer radius  $r_o$ , inner radius  $r_i$ . On the inner boundary  $T_{r=r_i} = 100^\circ \text{ K}$ . Initial disk temperature  $T_0 = 0^\circ \text{ K}$ .

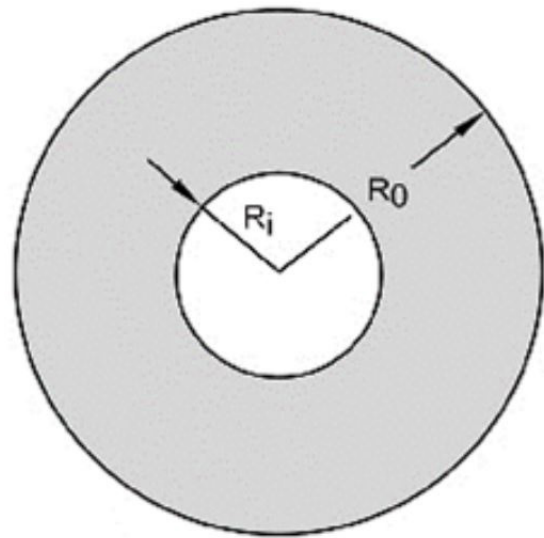


Figure 1: Cylinder geometry

## RESULTS AND DISCUSSION

In classical elasticity theory when the stress state remained the same for different values of  $r_o$  (Eq. 18):

$$r_o/r_i = const \quad (18)$$

Classical thermoelasticity solution can be found in [10] (Eqs. 19-20):

$$\sigma_r = \frac{E\alpha_c T_i}{2 \log(r_o/r_i)} \left\{ 1 - \log\left(\frac{r_o}{r}\right) - \frac{r_i^2}{r_o^2 - r_i^2} \left(1 - \frac{r_o^2}{r^2}\right) \log\left(\frac{r_o}{r_i}\right) \right\} \quad (19)$$

$$\sigma_\theta = \frac{E\alpha_c T_i}{2 \log(r_o/r_i)} \left\{ 1 - \log\left(\frac{r_o}{r}\right) - \frac{r_i^2}{r_o^2 - r_i^2} \left(1 + \frac{r_o^2}{r^2}\right) \log\left(\frac{r_o}{r_i}\right) \right\} \quad (20)$$

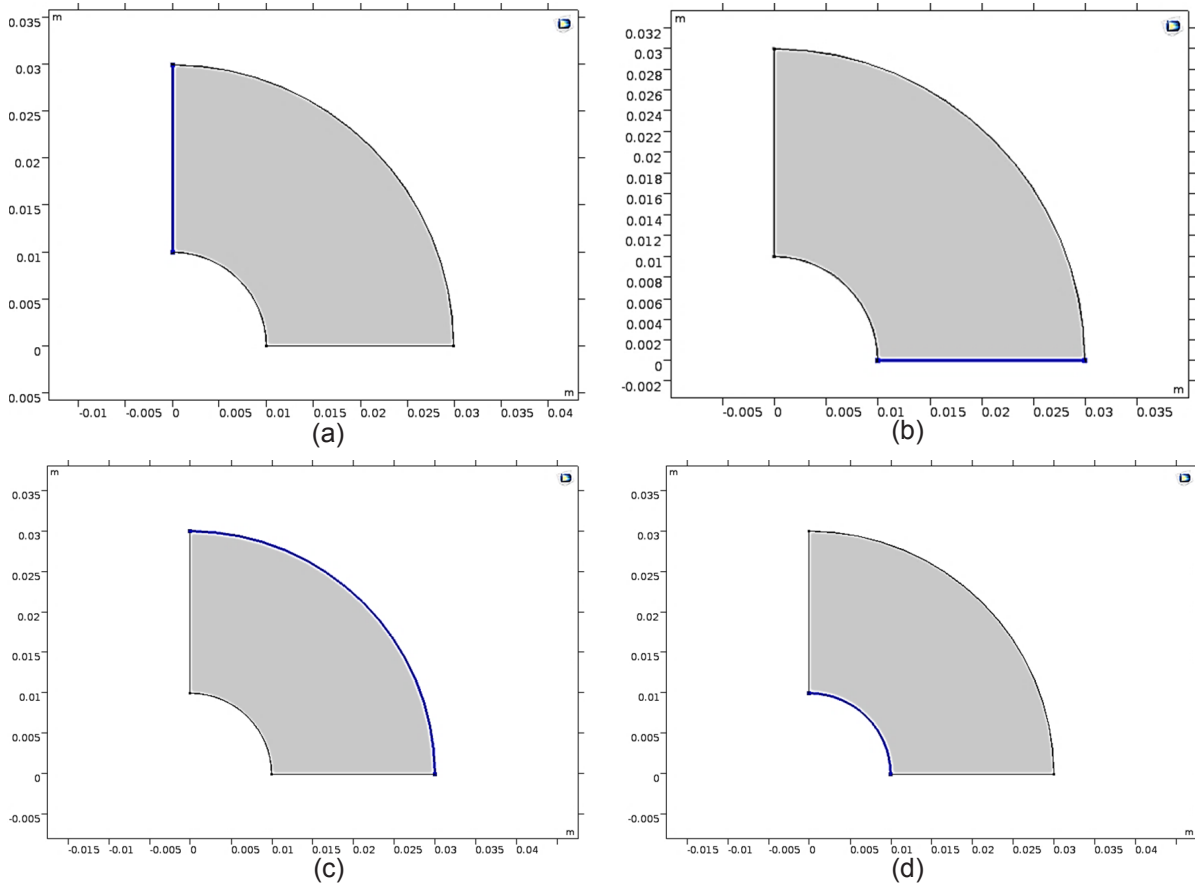


Figure 2: Displacement boundary conditions: a)  $u_x=0$ ; b)  $u_y=0$ ; temperature boundary conditions: c)  $T_{r=r_i}=100$ , d)  $T_{r=r_0}=0$

In classical thermoelasticity when (18), we obtain similar stress states for different values of  $r_0$ . Let's compare the stress distribution for different values of  $N$  when (18). We change the outer radius  $r_0$ . In Fig. 3 and Fig. 4 distri-

bution of  $\sigma_r$  and  $\sigma_\theta$  for dimensionless radial distance for two different  $r_0$  values. With the increase of  $r_0$  stresses also rise. The black curve shows a classical solution for comparison.

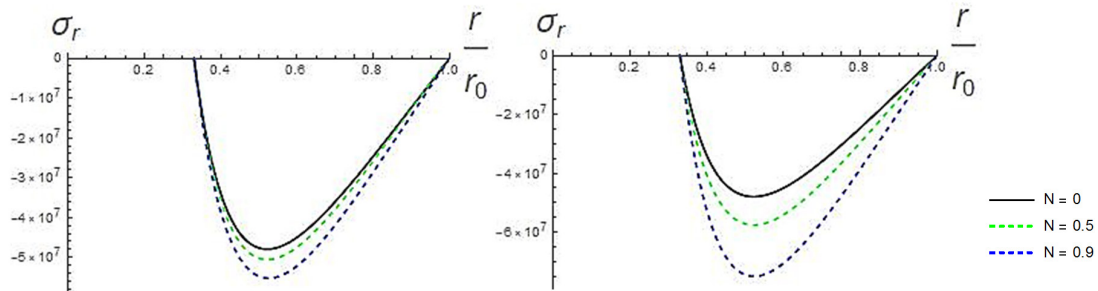


Figure 3:  $\sigma_r$  distribution for dimensionless radial distance; black – classical thermoelasticity, green –  $N=0.5$ , blue –  $N=0.9$ ; a) Outer radius  $r_0=0.03$ , inner radius  $r_i=0.01$ ; b) Outer radius  $r_0=0.3$ , inner radius  $r_i=0.1$

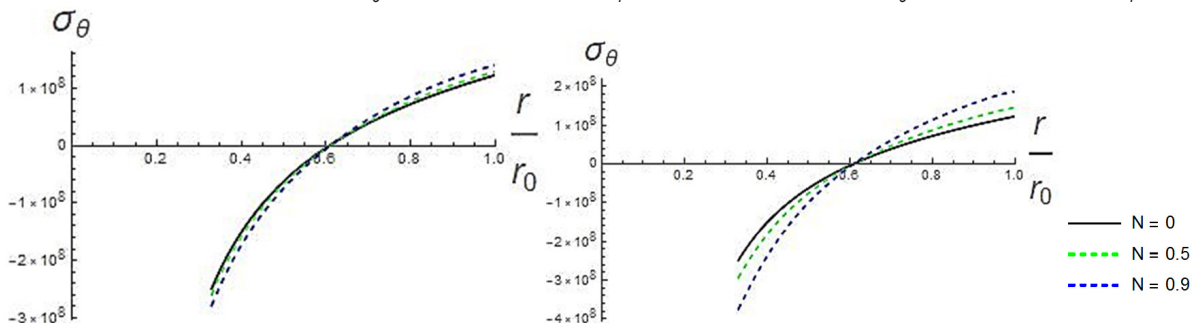


Figure 4:  $\sigma_\theta$  distribution for dimensionless radial distance; black – classical thermoelasticity, green –  $N=0.5$ , blue –  $N=0.9$ ; a) Outer radius  $r_0=0.03$ , inner radius  $r_i=0.01$ ; b) Outer radius  $r_0=0.3$ , inner radius  $r_i=0.1$

Consider the change in the stress-strain state with the increasing external radius  $r_o$ . For all cases (18). In Figure 5 and Figure 6 distribution of  $\sigma_r$  and  $\sigma_\theta$  is shown for different  $r_o$  when  $N = const$ . For comparison, the black curve shows the classic solution.

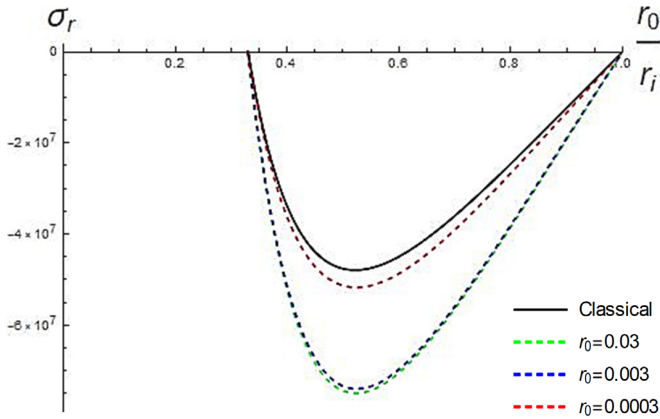


Figure 5:  $\sigma_r$  distribution for dimensionless radial distance; For all cases:  $r_o/r_i=3$ ,  $N = 0.9$ ; black – classical thermoelasticity solution; thermoelasticity with voids solutions: green –  $r_o=0.3$ , blue –  $r_o=0.003$ , red –  $r_o=0.0003$

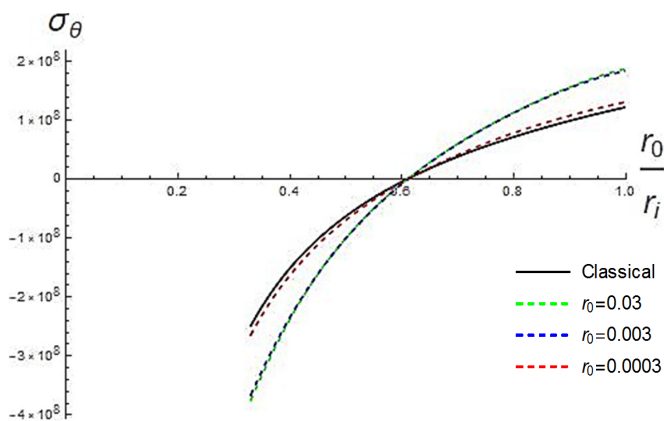


Figure 6:  $\sigma_\theta$  distribution for dimensionless radial distance; for all cases:  $r_o/r_i=3$ ,  $N = 0.9$ ; black – classical thermoelasticity solution; thermoelasticity with voids solutions: green –  $r_o=0.3$ , blue –  $r_o=0.003$ , red –  $r_o=0.0003$

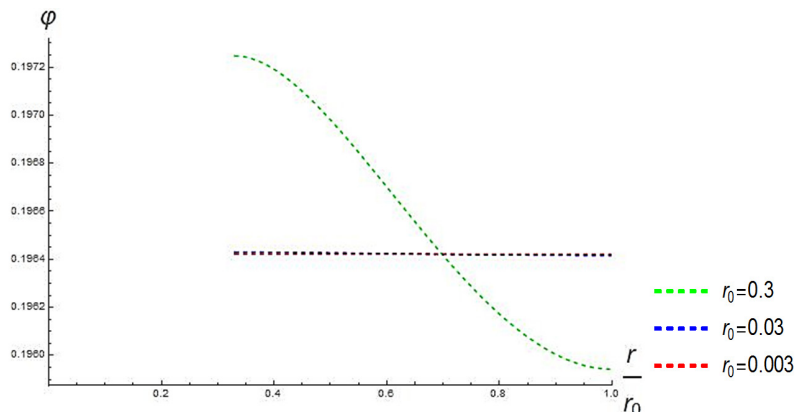


Figure 7:  $\phi$  distribution for dimensionless radial distance; for all cases:  $r_o/r_i=3$ ,  $N = 0.9$ ; green –  $r_o=0.3$ , blue –  $r_o=0.003$ , red –  $r_o=0.0003$

From the plots, you can see that for different values of  $r_o$  when (18) we obtain different stress distributions. The maximum stresses increase with an increase of the external radius  $r_o$ , but reach the asymptote for sufficiently large values. Consider the function of microdilatation for different values.  $r_o$  for (18). The distribution graphics are in Figure 7. Microdilatation  $\phi$  changes strongly across the radius when  $r_o$  is greater.

### CONCLUSIONS

The presented solution describes the behavior of the structure with micro-dilatation, i.e. with valuable changes of porosity under external loading that affects the material stress state. Obtained dependences are not standard, in general, even for the non-classical theories, where the so-called micro-morphic effects usually vanish with an increase of the size of the relative structures with respect to the length scale parameter of the model.

The main results of this work are the following. The finite element solution for the circular cylinder in the theory of thermoelastic materials with voids is developed. It is shown that in elasticity with voids theory when:  $r_o/r_i=const$  stress-strain state differs for different values of  $r_o$ . Scale effects appear only in a limited range of values. For very large or very small sizes, the radial stresses will tend to constant values. The maximum stresses increase with an increase of the external radius but reach the asymptote for sufficiently large values. The classical solution is the particular case of the considered theory, when the coupling number tends to asero, i.e. when the micro-dilatation effects are small and do not affect the material's stress state. Presented numerical solution for the pressurized thick-walled cylinder can be used for the validation of the micro-dilatation effects been identified in experimental tests with micro-tubes made of porous materials.

### ACKNOWLEDGMENTS

This work was supported by the RFBR grant 18-08-00643-a, 20-01-00517-a and by the Grant of the President of the Russian Federation No MK-3869-2019.8.



## REFERENCES

1. Fialko, N.M., Prokopov, V.G., Meranova, N.O., Borisov, Yu.S., Korzhik, V.N., Sherenkovskaya, G.P. (1994). Heat transport processes in coating-substrate systems under gas-thermal deposition. *Fizika i Khimiya Obrabotki Materialov*, vol. 2, 68-75.
2. Blinov, D.G., Prokopov, V.G., Sherenkovskii, Yu.V., Fialko, N.M., Yurchuk, V.L. (2002). Simulation of natural convection problems based on low-dimensional model. *International Communications in Heat and Mass Transfer*, vol. 29, no. 6, 741-747.
3. Ryndin, V.V., Ivin, V.I. (1981). Investigation of multicylinder engine filling-up nonuniformity. *Izvestia vyssih ucebnyh zavedenij. Masinostroenie*, vol. 10, 71-75.
4. Mindlin, R.D. (1964). Microstructure in linear elasticity. *Archive for Rational Mechanics and Analysis*, vol. 16, 51-78.
5. Cowin, S.C. (1984). The stresses around a hole in a linear elastic material with voids. *Quarterly Journal of Mechanics and Applied Mathematics*, vol. 37, 441-465, DOI: 10.1093/qjmam/37.3.441.
6. Khripach, N., Lezhnev, L., Tatarnikov, A., Stukolkin, R., Skvortsov, A. (2018). Turbo-generators in energy recovery systems. *International Journal of Mechanical Engineering and Technology*, vol. 9, no. 6, 1009-1018.
7. Ryndin, V.V. (2020). Application of the postulate of nonequilibrium to calculate the nonequilibrium of systems of dissimilar gases and liquids. *Periodico Tche Quimica*, vol. 17, no. 34, 998-1011.
8. Lurie, S., Solyaev, Y., Volkov, A., Volkov-Bogorodskiy, D. (2017). Bending problems in the theory of elastic materials with voids and surface effects. *Mathematic and Mechanics of Solids*, vol. 23, no. 5, 787-804.
9. Lurie, S.A., Kalamkarov, A.L., Solyaev, Y.O., Ustenko, A.D., Volkov, A.V. (2018). Continuum micro-dilatation modeling of auxetic metamaterials. *International Journal of Solids and Structures*, vol. 3, 188-200.
10. Solyaev, Y., Lurie, S., Ustenko, A. (2019). Numerical modeling of a composite auxetic metamaterial using micro-dilatation theory. *Continuum Mechanics and Thermodynamics*, vol. 31, 1099-1107.
11. Skvortsov, A.A., Gnatyuk, E.O., Luk'yanov, M.N., Khripach, N.A. (2018). Features of cracking of samples from titanium and iron-chromium-nickel alloys. *Periodico Tche Quimica*, vol. 15, no. 1, 166-173.
12. Sadd, H. (2005). *Martin, elasticity: Theory, applications and numerics*. Elsevier, Amsterdam.
13. Lakes, R.S. (2016). Physical meaning of elastic constants in Cosserat, void, and microstretch elasticity. *Journal of Mechanics of Materials and Structures*, vol. 1, no. 3, 217-229.
14. Ramezani, H., Steeb, H., Jeong, J. (2012). Analytical and numerical studies on Penalized Micro-Dilatation (PMD) theory: Macro-micro link concept. *European Journal of Mechanics – A/Solids*, vol. 34, 130-148.
15. Formalev, V.F., Kolesnik, S.A., Kuznetsova, E.L. (2019). Effect of components of the thermal conductivity tensor of heat-protection material on the value of heat fluxes from the gasdynamic boundary layer. *High Temperature*, vol. 57, no. 1, 58-62.
16. Formalev, V.F., Kolesnik, S.A., Kuznetsova, E.L. (2019). Approximate analytical solution of the problem of conjugate heat transfer between the boundary layer and the anisotropic strip. *Periodico Tche Quimica*, vol. 16, no. 32, 572-582.
17. Formalev, V.F., Kolesnik, S.A., Kuznetsova, E.L. (2019). Mathematical modeling of a new method of thermal protection based on the injection of special coolants. *Periodico Tche Quimica*, vol. 16, no. 32, 598-607.
18. Sultanov, K.S., Khusanov, B.E., Rikhsieva, B.B. (2020). Longitudinal waves in a cylinder with active external friction in a limited area. *Journal of Physics: Conference Series*, vol. 1546, no. 012140.

*Paper submitted: 19.08.2020.*

*Paper accepted: 15.10.2020.*

*This is an open access article distributed under the  
CC BY 4.0 terms and conditions.*