

## IZLOŽBA „TAJNE IZ ZABORAVLJENE ARHIVE“ U GALERIJU NAUKE I TEHNIKE SANU

**AUTOR: PROF. DR NELA PUŠKAŠ, INSTITUT ZA HISTOLOGIJU I EMBRIOLOGIJU „PROF. DR ALEKSANDAR Đ. KOSTIĆ“ MEDICINSKI FAKULTET UNIVERZITETA U BEOGRADU**

**Milica Labudović Borović<sup>1</sup>\***

<sup>1</sup> Institut za histologiju i embriologiju „Prof. dr Aleksandar Đ. Kostić“, Medicinski fakultet Univerziteta u Beogradu, Beograd, Republika Srbija; e-mail: milica.labudovic-borovic@med.bg.ac.rs

Izložba „Tajne iz zaboravljene arhive“, autora prof. dr Nele Puškaš je tematska izložba posvećena osnivaču Instituta za histologiju i embriologiju Medicinskog fakulteta u Beogradu, prof. dr Aleksandru Đ. Kostiću.

Izložba je pripremana kao deo proslave važnog i velikog jubileja, stote godišnjice osnivanja Medicinskog fakulteta Univerziteta u Beogradu i stote godišnjice osnivanja Instituta za histologiju i embriologiju Medicinskog fakulteta Univerziteta u Beogradu.

Cilj izložbe bio je i jeste, pre svega, da predstavi javnosti i vrati iz zaborava prof. dr Aleksandra Đ. Kostića, velikana srpske nauke i medicine, osnivača Instituta za histologiju i embriologiju i jednog od osnivača Medicinskog, Farmaceutskog i Veterinarskog fakulteta, autora brojnih udžbenika iz histologije i embriologije, potom Medicinskog rečnika sa 140.000 pojmova na osam jezika, autora prvog atlasa histoloških mikrofotografija, pionira medicinskog filma i osnivača Foto-filmskog zavoda Medicinskog fakulteta Univerziteta u Beogradu, studenta čuvenog Pola Buena i nosioca francuske Legije časti.

Izložba je proistekla iz zajedničkog projekta Audiovizuelnog arhiva i centra za digitalizaciju SANU, Muzeja nauke i tehnike i Instituta za histologiju i embriologiju „Prof. dr Aleksandar Đ. Kostić“.

Tim Audiovizuelnog arhiva i centra za digitalizaciju SANU, uz ogroman entuzijizam akademika Aleksandra Kostića, upravnika Audiovizuelnog arhiva i centra za digitalizaciju i uz stručnu ekspertizu gospodina Branislava Vojnovića, saradnika ovog centra, digitalizovao je dragocenu zaostavštinu prof. Kostića, koja se nalazila na Institutu za histologiju i embriologiju Medicinskog fakulteta Uni-

verziteta u Beogradu i na Katedri za histologiju i embriologiju Fakulteta veterinarske medicine u Beogradu. Postavka ove izložbe predstavlja prvo javno predstavljanje rezultata vrlo predanog rada.

Osnove projekta i ideju postavke, uz prof. dr Nelu Puškaš, postavila je i dr Jelena Jovanović Simić, viši kustos Muzeja nauke i tehnike koja je stalni i vrlo posvećeni saradnik i saborac u naporima da se zaostavština brojnih velikana medicinske profesije očuva i zaštititi, uključujući i zaostavštinu profesora Aleksandra Đ. Kostića (slika 1.).

Prva postavka izložbe otvorena je 7. oktobra 2022. godine u galeriji Rančićeva kuća Centra za kulturu Grocka, u Grockoj. Na otvaranju su govorili: gospođa Zorica Atić, direktorka Centra za kulturu Grocka, gospodin Zoran Lević, direktor Muzeja nauke i tehnike, prof. dr Milica Labudović-Borović, urednica kataloga i prof. dr Nela Puškaš, autorka izložbe.

U periodu od 7. oktobra do 31. oktobra izložbu je posetio veliki broj poštovaoca dela prof. Kostića, zainteresovanih građana, učenika i studenata u okviru obilazaka koje su vodili kustosi galerije i sama autorka.

U periodu od 4. novembra 2022. godine do 26. novembra 2022. godine, materijal izložbe, uz nove eksponate, postavljen je u Galeriji nauke i tehnike SANU (slika 2). Na otvaranju, 4. novembra, govorili su akademik Zoran Petrović, upravnik Galerije nauke i tehnike SANU, dr Jelena Jovanović Simić, viši kustos u Muzeju nauke i tehnike, prof. dr Ivanka Marković, prodekan za KME Medicinskog fakulteta i prof. dr Nela Puškaš, autorka izložbe. Pored autora i kustosa Galerije, ulogu domaćina i kustosa ove postavke preuzeli su i studenti medicine, članovi Centra za stručni i naučno-istraživački rad

## A REVIEW OF THE EXHIBITION

### EXHIBITION "SECRETS FROM THE FORGOTTEN ARCHIVE" AT THE GALLERY OF SCIENCE AND TECHNOLOGY OF THE SERBIAN ACADEMY OF SCIENCES AND ARTS – SASA

**AUTHOR: PROFESSOR NELA PUSKAS, MD, PhD, INSTITUTE OF HISTOLOGY AND EMBRYOLOGY "PROF. DR ALEKSANDAR DJ. KOSTIC" OF THE FACULTY OF MEDICINE UNIVERSITY OF BELGRADE**

**Milica Labudović Borović<sup>1</sup>\***

<sup>1</sup>Institute of Histology and Embryology „Prof. dr Aleksandar Đ. Kostić”, Faculty of Medicine, University of Belgrade, Belgrade, Republic of Serbia; e-mail: milica.labudovic-borovic@med.bg.ac.rs

The exhibition "Secrets from the Forgotten Archive" authored by Professor Nela Puskas is a thematic exhibition dedicated to the founder of the Institute of Histology and Embryology of the Faculty of Medicine in Belgrade, Professor Aleksandar DJ. Kostic.

The exhibition was prepared as part of the celebration of an important and great jubilee, the hundredth anniversary of the establishment of the Faculty of Medicine of the University of Belgrade and the hundredth anniversary of the founding of the Institute of Histology and Embryology of the Faculty of Medicine of the University of Belgrade.

The aim of the exhibition was, first of all, to present to the public and bring back from silence Professor Aleksandar DJ. Kostić, a great man of Serbian science and medicine, the founder of the Institute of Histology and Embryology and one of the founders of the Faculty of Medicine, the Faculty of Pharmacy and the Faculty of Veterinary Medicine, the author of numerous textbooks on histology and embryology, then the Medical Dictionary with 140,000 terms in eight languages, the author of the first Atlas of Histological Microphotography, the pioneer of medical film and the founder of the Photo-film Institute of the Faculty of Medicine, the University of Belgrade, a student of the famous Pol Bouin, and the holder of the French Legion of Honor.

The exhibition resulted from the joint project of the Audiovisual Archive and Center for Digitalization of SASA, the Museum of Science and Technology and the Institute of Histology and Embryology "Prof. dr Aleksandar DJ. Kostic".

The team of the Audiovisual Archive and the Center for Digitalization of SASA, with the enormous enthusiasm of academician Aleksandar Kostic, the director of the Audiovisual Archive and the Center for Digitalization and with the professional expertise of Mr. Branislav Vojnovic, an associate of this Center, digitalized the valuable legacy of Professor Kostic, gathered or obtained from the Institute of Histology and Embryology of the Faculty of Medicine of the University of Belgrade and from the Department of Histology and Embryology of the Faculty of Veterinary Medicine in Belgrade. The exhibition represents the first public presentation of the results of very dedicated work.

The basics of the project and the idea of the exhibition was set by the author, Professor Nela Puskas, and Dr. Jelena Jovanovic Simic, senior curator of the Museum of Science and Technology, who is a constant and very dedicated fellow associate in efforts to preserve and protect the legacy of numerous great men of medical profession, including the legacy of Professor Aleksandar DJ. Kostic (Picture 1).

The first display of the exhibition was opened on October 7<sup>th</sup>, 2022, in the Gallery "Ranciceva kuca" of the Cultural Center Grocka, in Grocka. The following spoke at the opening: Ms. Zorica Antic, the director of the Cultural Center Grocka, Mr. Zoran Levic, the director of the Museum of Science and Technology, Professor Milica Labudovic-Borovic, the editor of the catalog and Professor Nela Puskas, the author of the exhibition.



**Slika 1.** Katalog izložbe otvorene u Galeriji nauke i tehnike SANU koji je štampan u formi monografije, čiji je autor prof. dr Nela Puškaš



**Slika 2.** Otvaranje izložbe u Galeriji nauke i tehnike SANU

Medicinskog fakulteta u Univerziteta Beogradu.

Postavku izložbe čini osam tematskih postera, dvanaest postera histoloških mikrofotografija, potom osamnaest postera sa fotografijama enterijera Histološkog instituta, zgrada Medicinskog fakulteta i starog Beograda, kao i fotografske staklene ploče, crno-beli dijapozitivi, dijapozitivi u boji (autohromi), albumi sa histološkim mikrofotografijama i Mikrofotografski atlas normalne histologije iz 1925. godine (slike 3-5). Među eksponatima se nalazi i knjiga naredbi i originalni rukopis članka prof. dr Aleksandra Đ. Kostića o osnivanju Histološkog instituta (slika 6). Izložena su različita izdanja rečnika prof. Kostića: Rečnik histoloških izraza, Rečnik srpskih medicinskih izraza, kao i prvi Medicinski rečnik iz 1956. godine. Posebno su dragoceni i interesantni sačuvani parafinski blokovi tkiva i histološki preparati iz 1952. godine, kao i mikroskop i lični fotoaparatus prof. Kostića. Izložbu prati film o procesu digitalizacije fotografske zaostavštine u AVA SANU pod nazivom „Projekat digitalizacije zaostavštine prof. dr Aleksandra Kostića“, čiji je autor prof. dr Nela Puškaš.

Izložba je privukla veliku pažnju, te će zbog ogromnog interesovanja publike, biti postavljena ponovo u Galeriju nauke i tehnike SANU 26. decembra 2022. i biće otvorena sve do 31. januara 2023. godine.

Kao prateći deo postavke izložbe u Galeriji nauke i tehnike SANU dizajnirana je video igrice

„100 godina Histološkog instituta“, koja nas vodi u virtuelni svet u kome pod budnim okom prof. Kostića njegova asistentkinja pravi histološke preparate, a mikrofotografije tako nastalih preparata snima Aleksandar Šafranski, ruski vojni fotograf i saradnik prof. Kostića u Fotografskom odeljenju. Autori igrice su mladi dizajneri gospođica Tatjana Gadža i gospodin Branko Gadža, *TeamG Game & Art Studio*.

Izložbu prati i katalog koji je štampan u formi monografije, čiji je autor prof. dr Nela Puškaš. Monografija je štampana na ukupno 89 strana i obuhvata pet poglavlja: 1. Histološki institut pod rukovodstvom prof. dr Aleksandra Đ. Kostića; 2. Pronađena zaostavština profesora Kostića; 3. Biografija profesora Aleksandra Đ. Kostića; 4. Zahvalnice; 5. Literatura i izvori. Prva tri poglavlja ilustrovana su sa ukupno 65 fotografija (27 fotografija u prvom poglavlju, 37 fotografija u drugom poglavlju i 1 fotografija u trećem poglavlju), nastalih u periodu između dva svetska rata i u toku osnivanja Histološkog instituta, Medicinskog fakulteta, ali i tokom transformacija kroz koje je prolazio Beograd u tom istorijskom periodu. Sve originalne fotografije, od neprocenjivog kulturnog i istorijskog značaja, sačuvane su postupkom digitalizacije u Audiovizuelnom arhivu i centru za digitalizaciju SANU. Nadahnutu recenziju monografije napisao je predsednik Srpskog lekarskog društva, akademik Radoje Čolović.



**Picture 1.** Catalog of the exhibition opened in the Gallery of Science and Technology of SASA printed in the form of a monograph, whose author is Professor Nela Puskas



**Picture 2.** The opening of the exhibition in the Gallery of Science and Technology of SASA

In the period from October 7<sup>th</sup> to October 31<sup>st</sup>, 2022, the exhibition was visited by numerous admirers of the work of Professor Kostic, interested citizens, pupils, and students, as part of the tours led by the curators of the Gallery and the author herself.

In the period from November 4<sup>th</sup> to November 26<sup>th</sup>, 2022, the exhibition material, along with new exhibits, was displayed at the Gallery of Science and Technology of the Serbian Academy of Sciences and Arts (Picture 2). Academician Zoran Petrovic, the director of the Gallery of Science and Technology of SASA, Dr. Jelena Jovanovic Simic, senior curator at the Museum of Science and Technology, Professor Ivanka Markovic, vice dean for continuing medical education of the Faculty of Medicine and Professor Nela Puskas, the author of the exhibition spoke at the opening on November 4<sup>th</sup>, 2022. In addition to the author and curator of the Gallery, the role of a host and curator of this exhibition was eagerly accepted by medical students, members of the Center for Professional and Scientific Research of the Faculty of Medicine of the University of Belgrade.

The exhibition consists of eight thematic posters, twelve posters of histological microphotographs, then eighteen posters with photos of the interior of the Histological Institute, the buildings of the Faculty of Medicine and old Belgrade, as well as photographic glass plates,


black and white slides, color slides (autochromes), albums with histological microphotographs and the 1925 Microphotographic Atlas of Normal Histology (Pictures 3-5). Among the exhibits is the book of orders and the original manuscript of the article by Prof. Dr. Aleksandar Đ. Kostić on the establishment of the Histological Institute (Picture 6). Different editions of the dictionary of prof. Kostić: Dictionary of histological terms, Dictionary of Serbian medical terms, as well as the first Medical Dictionary from 1956 are presented. Particularly valuable and interesting are the preserved paraffin tissue blocks and histological preparations from 1952, as well as the microscope and personal camera of prof. Kostic. The exhibition is accompanied by a film about the process of digitization of the photographic heritage at the Audiovisual Archive and the Center for Digitalization entitled "Project of Digitalization of the Legacy of Prof. Dr. Aleksandar Kostić", authored by prof. Dr. Nela Puskas.

The exhibition attracted significant attention, and due to the enormous interest of the audience, it will be presented again in the Gallery of Science and Technology of SASA on December 26<sup>th</sup>, 2022, and it will be open until January 31<sup>st</sup>, 2023.

A video game „100 years of the Histological Institute“ was designed as an accompanying part of the exhibition in the Gallery of Science




**Slika 3.** Rad prof. Kostića na Medicinskoj terminologiji (Evolucija medicinskog rečnika)



**Slika 4.** Monokularni svetlosni mikroskop COSMOS STUTTGART i kutija sa parafinskim kalupima



**Slika 5.** Crno beli dijapozitivi i dijapozitivi u boji



**Slika 6.** Knjiga naredbi koje se odnose na organizaciju profesionalnih aktivnosti

Postavljanje izložbe, rad na pripremi ekspozata, otvaranje izložbe i štampanje monografije podržali su Medicinski fakultet Univerziteta u Beogradu, uz posebno zalaganje članova dekanskog kolegijuma, pre svega prof. dr Lazara Davidovića, dekana i prof. dr Ivanke Marković, potom Srpska akademija nauka i umetnosti, a posebno Galerija nauke i tehnike i Audiovizuelni arhiv i centar za digitalizaciju i direktori ovih uglednih institucija, akademik Zoran Petrović i akademik Aleksandar Kostić, zatim Centar za kulturu Grocka uz stalno posvećeno angažovanje direktorke centra, gospođe Zorice Atić, kao i Laboratorija iz oblasti patohistologije Supremalab iz Beograda.


Kolektiv Instituta za histologiju i embriologiju „Prof. dr Aleksandar Đ. Kostić“ je prihvatio ideju izložbe i monografije sa velikim poštovanjem i

posebnim pijetetom. Uz prof. dr Nelu Puškaš, projektu su doprineli i mladi članovi kolektiva Histološkog instituta asistent dr Aleksandra Milosavljević i asistent dr Katarina Milutinović, kao i prethodni upravnik, prof. dr Milica Labudović Borović. Aktuelni kolektiv Instituta za histologiju i embriologiju „Prof. dr Aleksandar Đ. Kostić“ ovim projektima postavlja delo prof. Kostića u istorijski kontekst na mesto u istoriji medicine koje je prof. Kostić odavno zaslužio svojim životom i delom i počinje rad na zajedničkom legatu naše generacije za buduće generacije.

Fotografije: Galerija nauke i tehnike SANU




**Picture 3.** Work of Professor Kostić on medical terminology (Evolution of medical dictionary)



**Picture 4.** Monocular light microscope COSMOS STUTTART and the box with paraffin blocks (of tissue)



**Picture 5.** Black (and) white diapositives and colored diapositives



**Picture 6.** Book of orders related to the organization of professional activities

and Technology of SASA, and it takes us to the virtual world, where under the watchful eye of Professor Kostic, an assistant makes histological preparations, while the microphotographs of these preparations are taken by Aleksandar Safranski, a Russian military photographer and associate of Professor Kostic at the Photography Department. The authors of the game are young designers Ms. Tatjana Gadza and Mr. Branko Gadza from the Team G Game & Art Studio.

The exhibition is accompanied by a catalog printed in the form of a monograph, authored by Professor Nela Puskas. The monograph is printed on a total of eighty-nine pages and includes five chapters: 1. Histological Institute under the leadership of Professor Aleksandar DJ. Kostić; 2. Found legacy of Professor Kostic; 3.

Biography of Professor Aleksandar DJ. Kostic; 4. Acknowledgements; 5. Literature and sources. The first three chapters are illustrated with a total of 65 photographs (27 photographs in the first chapter, 37 photographs in the second chapter and 1 photograph in the third chapter) that were created in the period between the two world wars during the establishment of the Institute of Histology and the Faculty of Medicine, but also during transformations through which Belgrade passed in that historical period. All original photographs of inestimable cultural and historical significance have been preserved by the digitalization process in the Audiovisual Archive and the Center for Digitalization of SASA. The inspired review of the monograph was written by the president of the Serbian Medical Society, academician Radoje Colovic.



License: This is an open access article under the terms of the Creative Commons Attribution 4.0 License, which permits use, distribution and reproduction in any medium, provided the original work is properly cited.

© 2022 Health Care.

---

**Priljen:** 27.12.2022.    **Revizija:** 03.01.2022.    **Prihvaćen:** 04.01.2022.

---

The installation of the exhibition, work on the preparation of the exhibits, the opening of the exhibition and the printing of the monograph were supported by the Faculty of Medicine of the University of Belgrade, with the special efforts of the dean's collegium, first of all, Professor Lazar Davidovic, dean and Professor Ivanka Markovic, then the Serbian Academy of Sciences and Arts, and especially the Gallery of Science and Technology and the Audiovisual Archive and Center for Digitalization and the directors of these distinguished institutions, academician Zoran Petrovic and academician Aleksandar Kostic, then the Cultural Center Grocka with the constant commitment of the director of the Center, Mrs. Zorica Antic, as well as the Pathohistology Laboratory Supremalab from Belgrade.

The collective of the Institute of Histology and Embryology „Prof. dr Aleksandar DJ. Kostic“ accepted the idea of the exhibition and monograph with profound respect and special piety. With Professor Nela Puskas, young members of the team of the Institute of Histology, assistant Aleksandra Milosavljevic, MD and Katarina Milutinovic MD as well as the previous director, Professor Milica Labudovic Borovic contributed to the project. With these projects, the current staff of the Institute of Histology and Embryology „Prof. dr Aleksandar DJ Kostic“, sets the work of Professor Kostic in the historical context and to the place in the history of medicine that Professor Kostic deserved a long time ago with his life time work and achievements, and begins the efforts on the joint legacy of our generation for future generations.

Photographs: Gallery of Science and Technology of SASA



License: This is an open access article under the terms of the Creative Commons Attribution 4.0 License, which permits use, distribution and reproduction in any medium, provided the original work is properly cited.

© 2022 Health Care.

Received: 12/27/2022    Revised: 01/03/2022    Accepted: 01/04/2022